

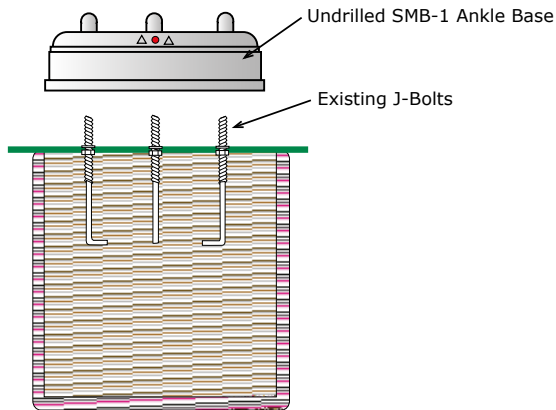


(Ankle Base)

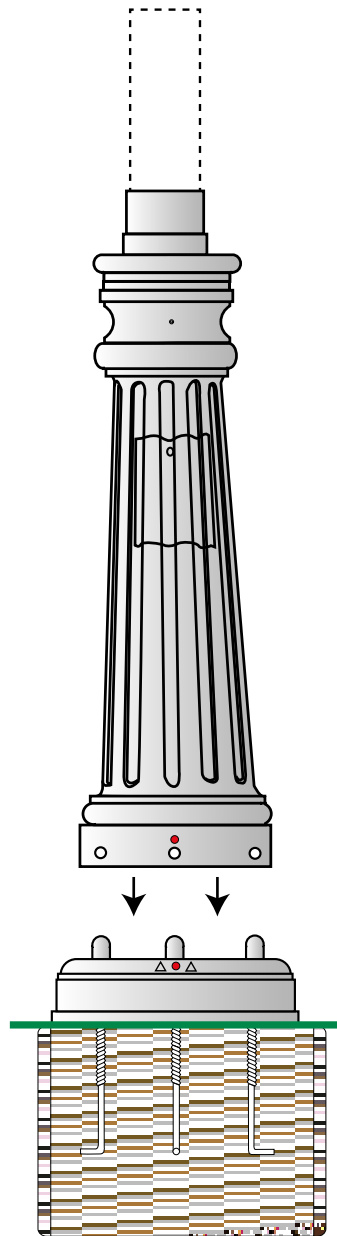
SMB-1 Repair Kit

Includes:

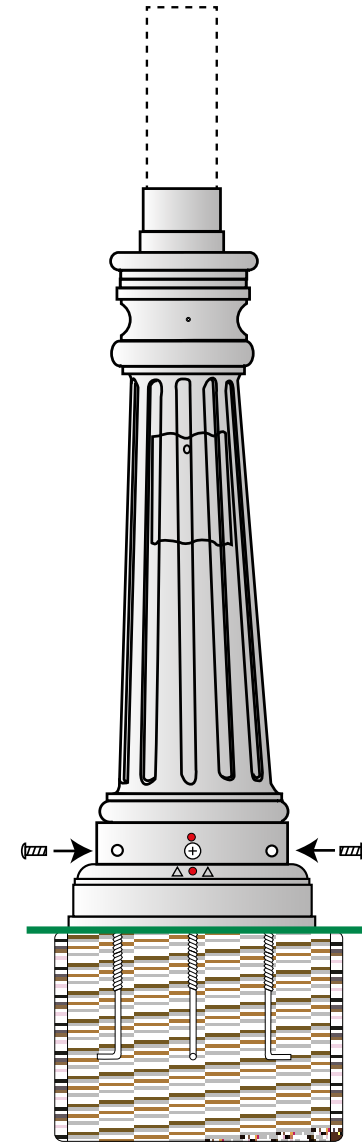
- 1 - Undrilled SMB-1 Ankle Base
- 1 - Drill Bit - size "R" 42C
- 3 - Stainless Steel Self Threading Bolts - size 3/8-16 type F



Step 1:
Install over existing
J-Bolt pattern.



Step 2:
- Set top base section over top
of the Ankle Base
- Align holes with of top base
section with Ankle Base notches
- Use supplied drill bit and drill holes
into the Ankle Base



Step 3:
- Insert (3) supplied self
threading bolts to secure
base