

# AREA & SITE LIGHTING

## LED LIGHTING SOLUTIONS

NEW FOR 2021



Special Lite's LED light fixtures are available in Type I, II, III, IV or V distributions designed to replace HID Lighting Systems up to 400w MH or HPS. The fixture mounts to a 3" O/D pole top tenon. Typical area lighting applications include parks, residential and commercial walkways, and street lighting applications.



Fits 3" O/D Poles & all PSM Poles  
\*TSB15 required if using on a  
4" O/D Direct Burial Round Pole

## SINGLE ARM LED LIGHT FIXTURE

### MODEL NUMBER: LD-101

Description: 18" W x 18 3/4" H top mount single arm LED Aero fixture

#### How to Order:

To order a single arm led light fixture, follow the below guide and table for item numbers.

1	LD-101-	I/II/III/IV/V-	37/65/100/140-	U/H-	BLK	PC1/PC2
QTY	Item #	Optics	Wattage	Voltage	Finish	Photocell <i>(optional)</i>

Order Information Example: LD-101-V-100-U-BLK

<b>OPTICS:</b>	Type I <i>(standard)</i> , II, III, IV, or V distribution
<b>WATTAGE:</b>	37w, 65w, 100w, or 140w
<b>VOLTAGE:</b>	U = 120-277V or H = 347-480V
<b>KELVIN:</b>	4000K <i>(3000K &amp; 5000K available upon request)</i>
<b>LENS:</b>	Clear
<b>FINISH:</b>	BLK = Black <i>(custom colors available upon request)</i>

Item #:  
**PC1**  
120-277 Volt  
Universal Twist  
Lock Photocell

Item #:  
**PC2**  
480 Volt  
Universal Twist  
Lock Photocell for  
480v use only



Fits 3" O/D Poles & all PSM Poles  
\*TSB15 required if using on a  
4" O/D Direct Burial Round Pole

## DUAL ARM LED LIGHT FIXTURE

### MODEL NUMBER: LD-102

Description: 18" W x 18 3/4" H top mount dual arm LED Aero fixture

#### How to Order:

To order a dual arm led light fixture, follow the below guide and table for item numbers.

1	LD-102-	I/II/III/IV/V-	37/65/100/140-	U/H-	BLK	PC1/PC2
QTY	Item #	Optics	Wattage	Voltage	Finish	Photocell <i>(optional)</i>

Order Information Example: LD-102-V-100-U-BLK

<b>OPTICS:</b>	Type I <i>(standard)</i> , II, III, IV, or V distribution
<b>WATTAGE:</b>	37w, 65w, 100w, or 140w
<b>VOLTAGE:</b>	U = 120-277V or H = 347-480V
<b>KELVIN:</b>	4000K <i>(3000K &amp; 5000K available upon request)</i>
<b>LENS:</b>	Clear
<b>FINISH:</b>	BLK = Black <i>(custom colors available upon request)</i>

Photocell  
Option

Item #:  
**PC1**  
120-277VAC  
Universal Twist  
Lock Photocell

Item #:  
**PC2**  
480VAC  
Universal Twist  
Lock Photocell for  
480v use only

Our large area LED light fixtures are designed to replace HID Lighting Systems up to 1000w MH or HPS. Typical area lighting applications include parking areas, flood and security applications.



Fits 3" O/D Poles & all PSM Poles  
\*TSB15 required if using on a  
4" O/D Direct Burial Round Pole

## LED LARGE AREA LIGHT FIXTURE

### MODEL NUMBER: LD-201

Description: 16 3/8" W x 33 1/8" L x 4 1/4" H LED Bentley fixture

#### How to Order:

To order this led light fixture, follow the below guide and table for item numbers.

1	LD-201-	I/II/III/IV/V-	U/H-	BLK	PC1/PC2
QTY	Item #	Optics	Voltage	Finish	Photocell <i>(optional)</i>

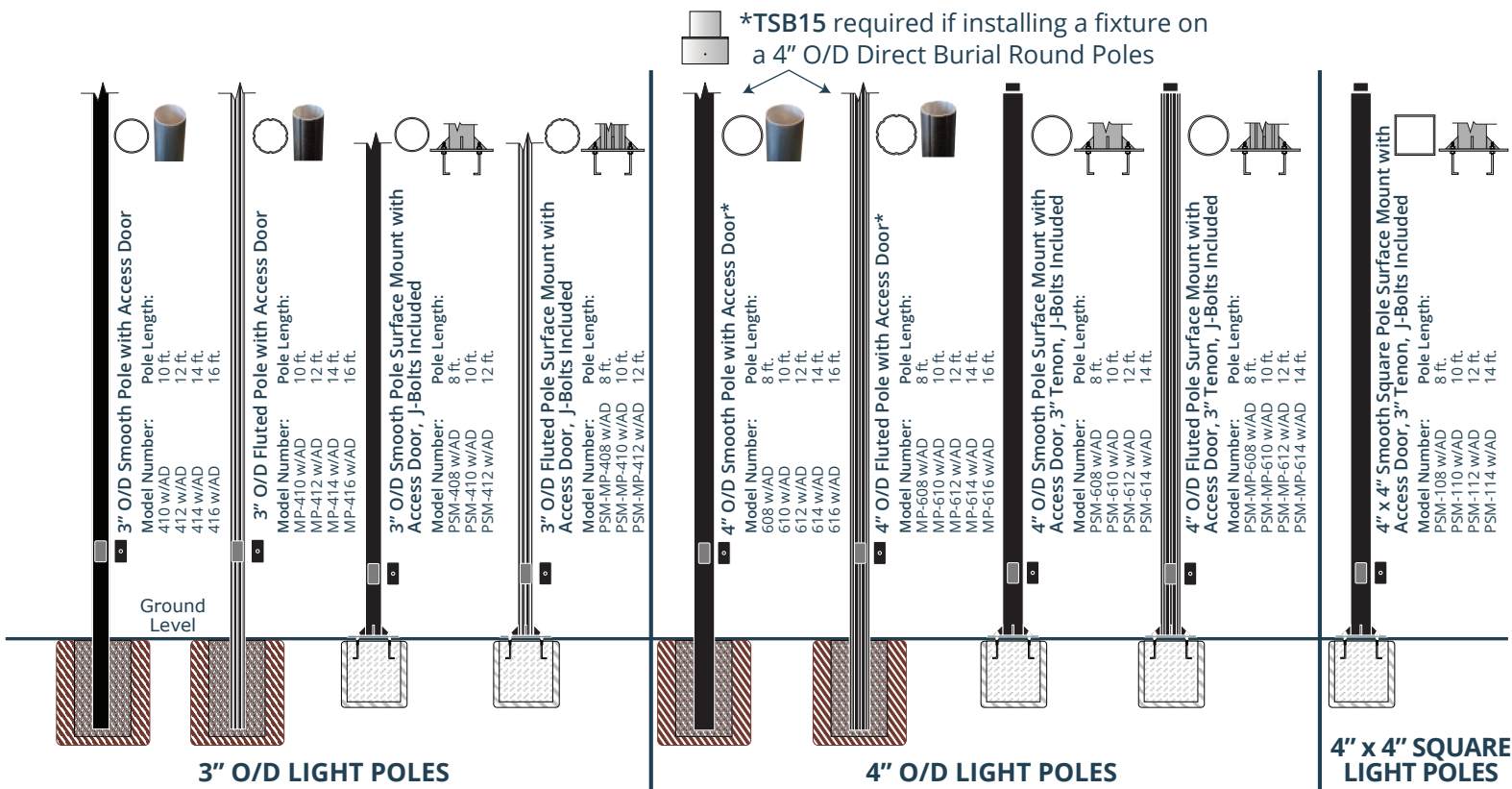
Order Information Example: LD-201-V-279-U-BLK

<b>OPTICS:</b>	Type I <i>(standard)</i> , II, III, IV, or V distribution
<b>WATTAGE:</b>	279w
<b>VOLTAGE:</b>	U = 120-277V or H = 347-480V
<b>KELVIN:</b>	4000K <i>(3000K &amp; 5000K available upon request)</i>
<b>LENS:</b>	Clear
<b>FINISH:</b>	BLK = Black <i>(custom colors available upon request)</i>

Photocell  
Option

Item #:  
**PC2**  
480VAC  
Universal Twist  
Lock Photocell for  
480v use only

# DIRECT BURIAL AND SURFACE MOUNT POLES



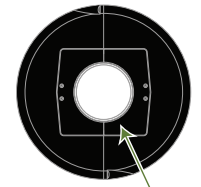
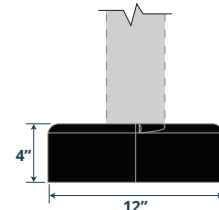
## CAST ALUMINUM BASE COVER

### MODEL NUMBER: WRB-18

*(Fits 3" O/D, 4" O/D and 4" x 4" Square Poles)*

Easy to install two piece cast aluminum pill box base will cover the mounting plate and hardware of our surface mount poles.

Decorative bases may sit on top of this pill box base to add an additional upscale appearance.



Inter-changeable brackets allow base to easily fit around 3" O/D, 4" O/D & 4" x 4" Square Poles



## LED BULBS

LED bulbs offer the highest energy savings of any light source. Our LED bulbs are able to be used with commercial acorn globes as well as many residential cast aluminum light fixtures. Bulbs can also be used to retrofit existing HID ballast light fixtures.

- 50,000 hours life span
- Double the life span of Metal Halide and High Pressure Sodium bulbs
- Low heat output
- Built-in surge suppressors and protection



Compact Bulb



Small Bulb



Medium Bulb



Medium to Mogul Base Adapter



MODEL #	WATTAGE	VOLTAGE	BULB SIZE	DIMENSIONS	LAMP BASE	LUMENS	COLOR TEMP	EQUIVALENT
<b>B-127-E26</b>	15	120-277	Compact	2 3/4" Dia. 5" H	MED. E26	1,600 lm	5500K	100w INCAN.
<b>B-130-E26</b>	20	120-277	Small	3 1/2" Dia. 6 1/4" H	MED. E26	1,800 lm	5500K	70w MH / HPS
<b>B-135-E26</b>	30	120-277	Small	3 1/2" Dia. 6 1/4" H	MED. E26	2,700 lm	5500K	100w MH / HPS
<b>B-140-E26</b>	40	120-277	Small	3 1/2" Dia. 6 1/4" H	MED. E26	3,800 lm	5500K	150-175w MH / HPS
<b>B-145-E26</b>	50	120-277	Medium	3 1/2" Dia. 8 5/8" H	MED. E26	4,800 lm	5500K	200w MH / HPS
<b>B-153-E26</b>	65	120-277	Medium	3 1/2" Dia. 8 5/8" H	MED. E26	7,000 lm	5500K	250w MH / HPS
<b>MOG-ADPT</b>	Medium Bulb to Mogul Base Adapter (E26 to E39)							

# LED PATHWAY BOLLARDS

Contemporary pathway bollards provide lighting for pedestrian & parking areas in a sleek new form.



## MODEL NUMBER: BL-101

3 1/2" W x 15" H Low Profile Triangle Bollard

### How to Order:

Follow the below guide and table for item numbers.

1 **BL-101- BLK / AB**  
QTY Item # Finish

OPTIC:	Wide Beam Spread
WATTAGE:	12w
VOLTAGE:	120-277V
KELVIN:	4000K
LENS:	Clear
FINISH:	BLK = Black, AB = Architectual Bronze



## MODEL NUMBER: BL-102

3 1/2" W x 43 1/4" H LED Triangle Bollard

### How to Order:

Follow the below guide and table for item numbers.

1 **BL-102- BLK / AB**  
QTY Item # Finish

OPTIC:	Wide Beam Spread
WATTAGE:	12w
VOLTAGE:	120-277V
KELVIN:	4000K
LENS:	Clear
FINISH:	BLK = Black, AB = Architectual Bronze



## MODEL NUMBER: BL-103

10 1/4" W x 4 3/4" Dia. x 43 1/8" H LED Reveal Bollard

### How to Order:

Follow the below guide and table for item numbers.

1 **BL-103- BLK / AB**  
QTY Item # Finish

OPTIC:	Wide Beam Spread
WATTAGE:	25w
VOLTAGE:	120-277V
KELVIN:	4000K
LENS:	Clear
FINISH:	BLK = Black, AB = Architectual Bronze



## MODEL NUMBER: BL-104

11" W x 4 3/4" Dia. x 42" H LED Aero Bollard

### How to Order:

Follow the below guide and table for item numbers.

1 **BL-104- BLK / AB**  
QTY Item # Finish

OPTIC:	Wide Beam Spread
WATTAGE:	25w
VOLTAGE:	120-277V
KELVIN:	4000K
LENS:	Soft LED LumaLens Opal
FINISH:	BLK = Black, AB = Architectual Bronze



## MODEL NUMBER: BL-105

14 1/4" W x 36" H x 6" Base LED Nautical Bollard

### How to Order:

Follow the below guide and table for item numbers.

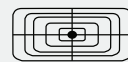
1 **BL-105- BLK / AB**  
QTY Item # Finish

OPTIC:	Type III
WATTAGE:	18w
VOLTAGE:	120-277V
KELVIN:	4000K
LENS:	Clear
FINISH:	BLK = Black, AB = Architectual Bronze



1634 Latrobe Derry Road  
Loyalhanna, PA 15661  
Toll Free: 1-800-365-0511  
Phone: (724) 537-4711  
Fax: (724) 537-9313  
www.specialliteproducts.com  
customer\_service@specialliteproducts.com

### Light Distribution Optics:



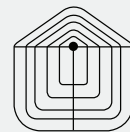
TYPE I



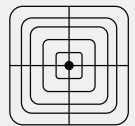
TYPE II



TYPE III



TYPE IV



TYPE V